



# eTwinning – community for schools in Europe

Baiba Suseja NSS Latvia



Erasmus+

# Community/ Safe online platform

## What can you do in eTwinning?

Create online projects

Join online groups

Participate in online  
courses and webinars  
about use of ICT in  
different subjects

Find partners for  
different projects, also  
Erasmus+, Nordplus etc.



## Who can participate?

- Teachers, who teach pupils (from 3 to 19 years)
- School management, advisors and ICT coordinators
- Different kind of education institutions (preschool, vocational, interest-education etc.)
- Schools from 43 countries



## How to join?

Register online:

[www.etwinning.net](http://www.etwinning.net)

# Numbers

In Europe



**569 307**

Teachers



**190 840**

Schools



**73 787**

Projects



# eTwinning platforms

[www.etwinning.net](http://www.etwinning.net)



## [www.etwinning.net](http://www.etwinning.net)

- General information about eTwinning in all languages
- Public, no need to register
- Info about international events



## National websites

- Applications for national events and trainings
- Project examples
- Support materials in your own language





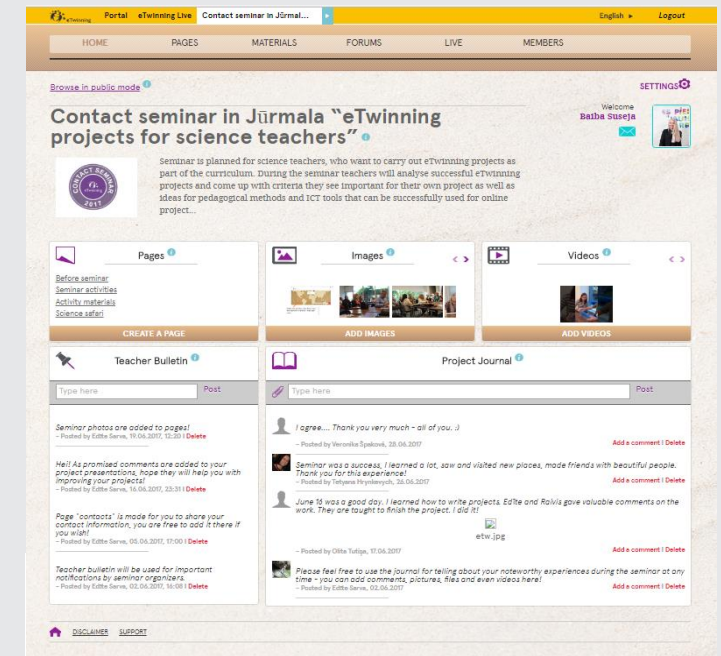
# eTwinning platforms

live.etwinning.net  
twinspace.etwinning.net



## eTwinning Live

- Only for registered users
- Project forums, ideas for projects
- Online groups for different topics/ subjects
- Applications for online courses and webinars



## TwinSpace

- Online platform for collaboration
- Also pupils can join
- Safe (only project partners can join)
- You can also publish or invite parents to join

# eTwinning projects



**No limits of time for project duration**



**Different subjects/  
part of curriculum**



**International or national projects**



**Project based learning**



**Different languages**



**ICT tools**



**Online collaboration**

# Project criteria

To receive a National or European Quality Label, projects must be carried out according to 6 criteria

Planning projects according to criteria helps to succeed



**Pedagogical Innovation**



**Curricular integration  
in different subjects**



**Communication and  
exchange**



**Collaboration between  
partner schools**



**Use of Technology**



**Results, impact and  
documentation**

# Benefits for pupils



**Communication with pupils from different countries**



**Authentic learning of foreign languages**



**Project activities motivate pupils to use ICT meaningfully**



**Competency based learning / key competencies**




**Virtual travel**



**New skills and knowledge for future job**



# Project examples



## Cartoons in math

National project LV + LV  
Math + crafts + other primary school subjects  
Pupils age – primary school  
Final product – videos of math tasks



[Example](#)



## Act-in-Art

LV + GR + FR + PT + AT  
Preschool pupils learn about different painters  
National languages + ENG  
Final product – virtual exhibition



[Example](#)



## ICT world

LV + CZ + GR + IT + PL + TR  
English + math+ other subjects  
Work in international groups  
End product – e-journal, scratch games, [3D models](#)



[Example](#)

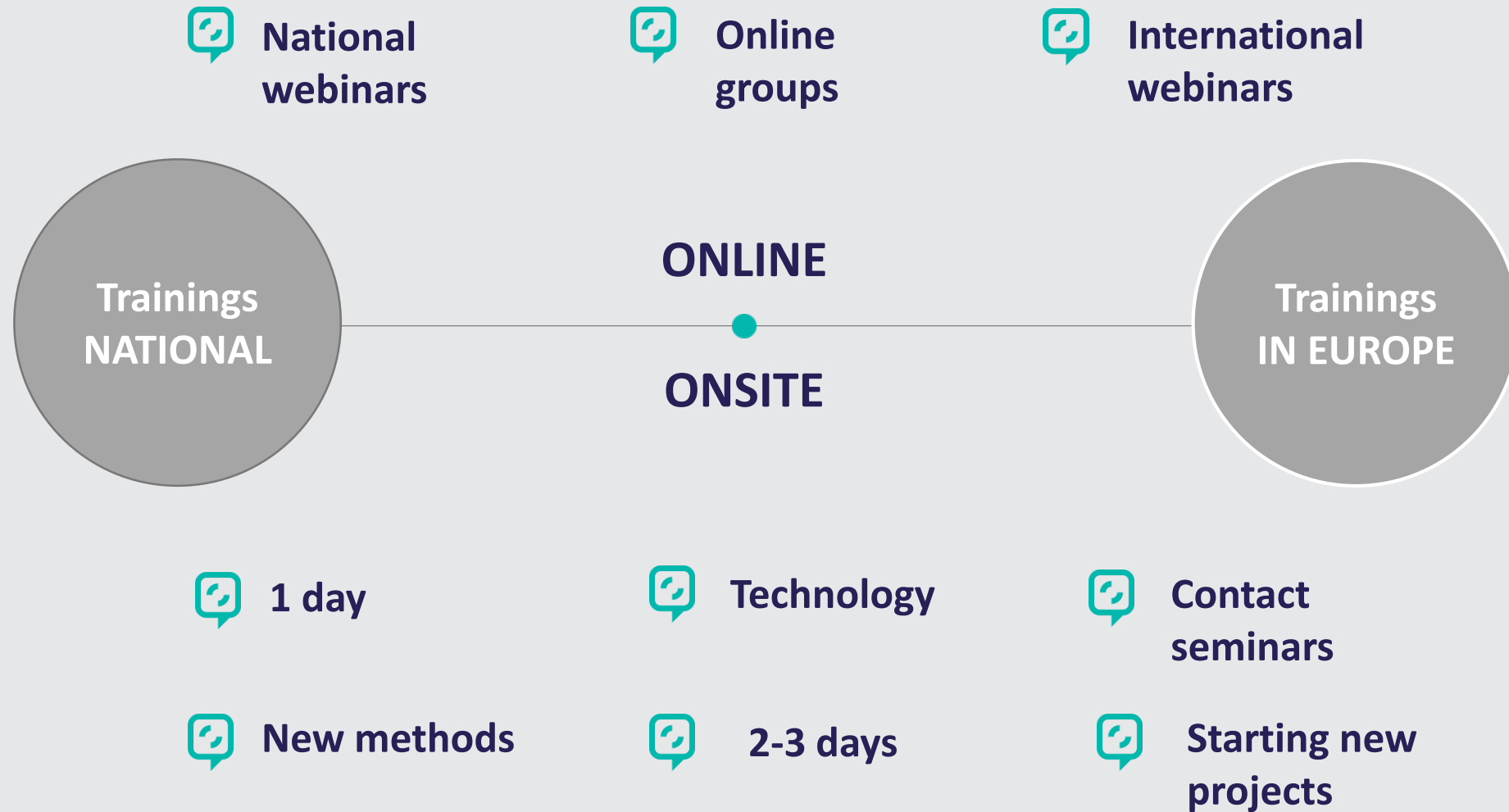


# eTwinning awards



# Continuous Professional development

We offer different continuous professional development opportunities for teachers







# eTwinning community



## Support

If you are creative and active, this community is for you!



## Ambassadors

Each country has an ambassador network where you can join



## Partners

Each country has different partners from NGOs and business field





# Support Service



## eTwinning National Support Service in Latvia

Agency for International Programs for Youth

[baiba.suseja@jaunatne.gov.lv](mailto:baiba.suseja@jaunatne.gov.lv)

67358067

[www.etwinning.net](http://www.etwinning.net)

[www.etwinning.lv](http://www.etwinning.lv)

### Follow us:

Twitter @eTwinningLV

Facebook: eTwinning Latvia



Jaunatnes starptautisko  
programmu aģentūra



Erasmus+