

How to Create a Good Project

Zühal Kazancı
Turkish NSS






Get some inspiration




Güvenli | https://live.etwinning.net


PORTAL **ETWINNING LIVE** MY GROUPS MY TWINSPACES NSS DESKTOP English Logout


Support   


eTwinningLive

PEOPLE | EVENTS | PROJECTS | GROUPS | PARTNER FORUMS | PROFESSIONAL DEVELOPMENT


 **Zühal Kazancı**
Yenilik ve Eğitim Teknolojil...
[Edit](#)


 **MY EVENTS** >


 **MY PROJECTS** >

 **MY GROUPS** >

LOCAL NEWS

 2018 Avrupa Ödülü (Prize) Başvuruları!
15.11.2017

 **2018 Ulusal Kalite Etiketleri Başvuru Tarihleri!**
03.05.2017
Merhaba, Ulusal Kalite Etiketleri ve 2018 eTwinning Türkiye Özel Ödülleri için son



"Move2Learn - Learn2Move" eTwinning moments
24.04.2018
In 2017, the European Commission offered opportunities to young people to travel and discover Europe. Have a look at the experiences...

[Homepage](#) > [Projects](#) > [Kits](#)

Kits

Ready-made project kits are step-by-step guides to successful eTwinning projects.

Project kits can be used as benchmarks for teachers who wish to implement similar projects, or as tools for inspiration for fresh ideas.

All subjects

All key competencies

Search 

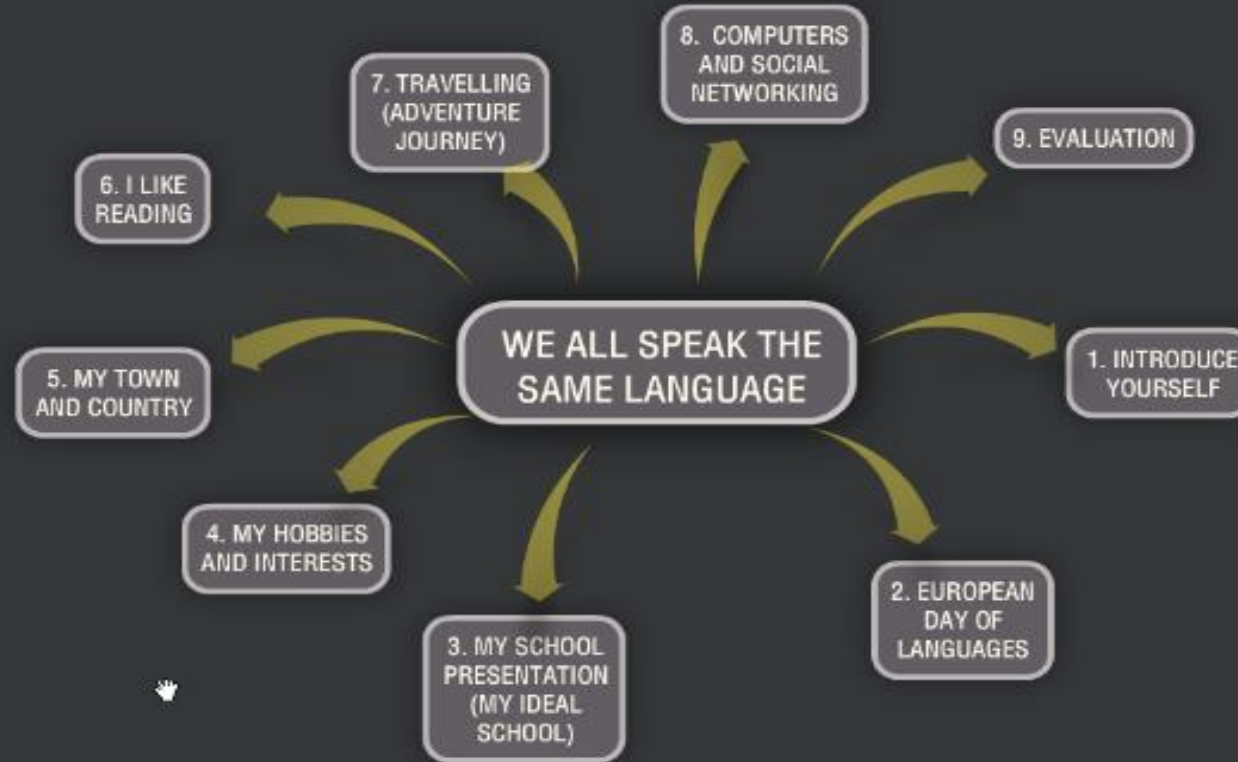
A Day for the Family

 LEVEL : FROM 6 TO 9



Why to Plan?

- ❑ Risks
 - Choosing the wrong partner
 - Poor communication
 - Unclear tasks
 - Different project goals
 - Undefined roles and responsibilities
 - No collaboration, just parallel work
 - No cooperation between students and teachers





Who?



Get to know your partners

- Students' age range
- Number of pupils
- Languages to be used
- Students' level (language, ICT tools)
- Interests

Get to know your partners



1. INTRODUCE YOURSELF (TEACHERS PADLET and prezi)

FRIENDS, HERE WE CAN INTRODUCE OURSELVES AND WRITE DOWN OUR SUGGESTIONS OR IDEAS ABOUT THE PROJECT ACTIVITIES. I WILL SURELY MAKE AN EFFORT TO INCLUDE EVERYTHING AND HOPE EVERYBODY WILL FIND SOMETHING INTERESTING AS WE ARE ALREADY A BIG GROUP OF THIRTY TEACHERS.

before. My idea was to challenge their imagination and boundaries talking about ideal school, adventure travelling, social media, friendship... Again, I am happy to meet all of you.



Yasemin So
Hello everyb
Turkey. I teach
the kids aged

nappy to be a part of this project and I hope we will all enjoy it. Nice to meet you girls!

KATHY KYRIAKIDOU
THESSALONIKI, GREEC
E

Nice to meet you everyone! I am so glad to be participating in this project! I am a teacher of English in Arsakeio High School of Thessaloniki in Greece. I speak spanish and french too. My students and I hope to learn a lot through this project about other countries culture and

For this I am very happy to be able to involve my kids in this project that goes beyond the borders of Europe and even those "mental" Francesco

IVA MIJALKOVIC

Hello ! My name is Iva . I'm ten years old . My birthday is 13 December . I go to primary school Vuk Karadzic in Pirot in Serbia . I mad about animals , especially dogs . I like sport , especially swimming and ballet and I'm good at it . My other

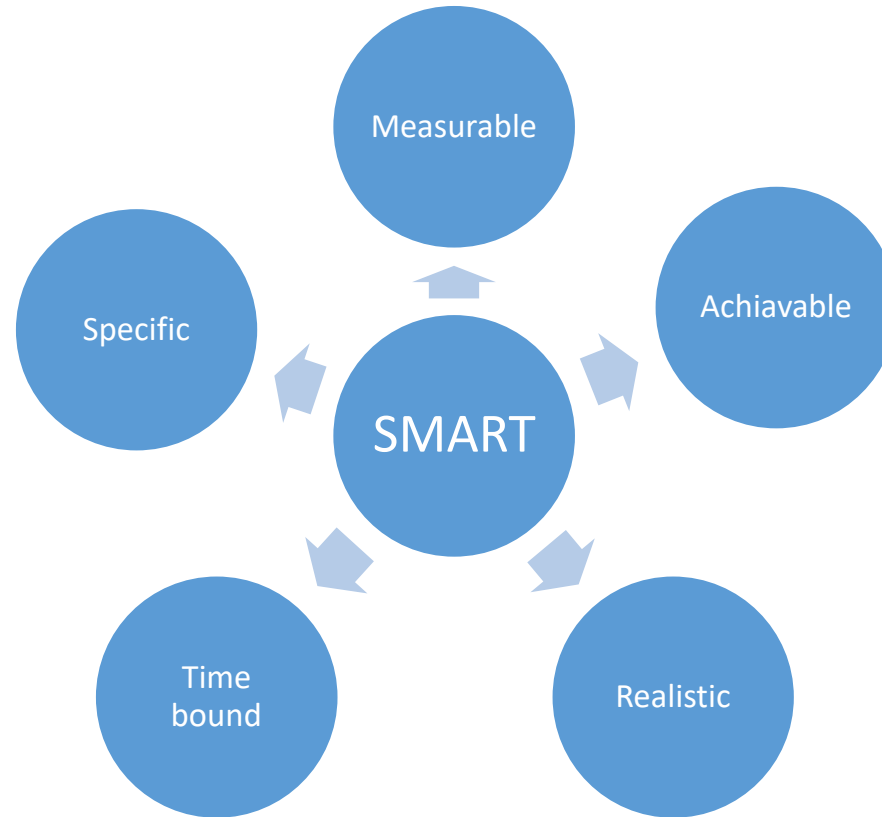
and I hope
know new
team!
It would b
its own se
there are :
national s
dishes, cu
so on and

Anas
C Hello
H My na
It Italy a
S I teach
y' small
th I teach
T langua
e
C dia

Why?

- Set goals
- Determine what to accomplish at the end.

Set SMART goals



What?

- Curricular areas
- Methods
- Activities
- Expected outcomes
- Web tools

How?

- Introduce your project to students, colleagues, headteacher, parents
- Add more teachers from your school
- Create TwinSpace accounts for participants

How?

- Decide what the best way is to run the activities planned
 - ✓ Group work
 - ✓ Individual work
 - ✓ Research
 - ✓ Discussion
 - ✓ Problem solving

How?

- **Communication activities**

- Encourage your students to get involved in the project
- Encourage them to communicate
- Provide activities and tools for them (Collaborative Web Tools, TwinSpace)

How?

✓ Collaborative activities (learning together, working together, producing together)

- It is more than communication
- It is more than parallel work
- Co-authors, co-creators
- Mixed nationality groups



What are expected outcomes of a collaborative work?

- A web page
- A newspaper
- An e-magazine
- A Tv programme
- A cookbook
- A photo album
- A booklet/a brochure
- A story
- An exhibition
- A set of games
- A picture dictionary
- A school play
- A calendar

OUR POEM

Pad Options Import/Export Saved revisions Time Slider

B *I* U ~~S~~ [List Icon] [Align Left Icon] [Align Center Icon] [Align Right Icon] [Color Picker Icon] [Undo Icon] [Redo Icon]

1 OUR COLLABORATIVE POEM

2 We are. a team .../the world a big familyfriends

3

4 We grow..together..in happinesstogether

5

6 We sing.happily../ the futuresongs

7

8 We learn.new things.../from each othernew things

9 We enjoy in many languages/all daythe club

10

11 Everytime we ARE SAD..../meet we prove our friendshipare together

12 You are my favour...ite friend/ fantastic/uniquemy friend

13

14 I know you will be there/ that one day we will meet and enjoy all togethereverything for you.

15

16 Friendship means....we are stronger together/ understandinga friend, who will sit by your side,
when you're troubled inside.

17

18 Together we can change the worlddo ..everything

19

20 I understand that it's a bit difficult...but...you and your secrets..

21 Together.We are great and smartwe play, swing, walk

22 Whenever I AM SAD...can say every secret to you

23 I always KNOW YOU ARE A HELPING HANDlove you

24

25 And ARE MY GOOD FRIend ...you love me,too.

26 There is nothing in the world that can change it...no a problem or a secret.

27

28 The world is .a great place ..a beautiful place

29

< enter your name >

Invite other users and they will show up here.

Share this pad

THE POEM YOU WANT!

Gangi team: Hello!	12:56
ANKARA: hi all	12:56
yasemin: hi to you too	12:56
Gangi team: We have the sme colour	12:58
Anastasia: Mine is grey	12:59
ANKARA: perfect	13:04
vasso greece: hello again!	13:07
Milica: great we finished it, now vote	13:12
Milica: for the title	13:12
Milica: here is the link	13:12
Milica:	13:12
https://www.tricider.com/admin/3DPvYacRGRJ/30	
Eugenia : Hi! Unfortunately, we couldn't join our first online meeting! But my students wrote a poem!	18:22
October 6, 2016	
Kamelia: I tried to finish the poem today.	21:17
October 8, 2016	
Chat:	

About the use of technology

- Innovative ITC tools
- eSafety rules
- Copyright issues



Using technology

Super digital citizen

Bilgi ve Sistem Güvenliği Yönergesi 11. maddesi

How often do you use technology ?

- every day
- not often
- only at home



THE ADVICE YOU SHOULD RESPECT TO STAY SAFE WHILE USING THE INTERNET

stay safe online


Remember the 5 SMART rules when using the internet and mobile phones.

- 
- 
- 
- 
- 
- 
- S SAFE**: Keep safe by being careful not to give out personal information – such as your full name, email address, phone number, home address, photos or school name – to people you are chatting with online.
- M MEET**: Meeting someone you have only been in touch with online can be dangerous. Only do so with your parents' or carers' permission and even then only when they can be present.
- A ACCEPTING**: Accepting emails, IM messages, or opening files, pictures or texts from people you don't know or trust can lead to problems – they may contain viruses or nasty messages!
- R RELIABLE**: Information you find on the internet may not be true, or someone online may be lying about who they are. Make sure you check information before you believe it.
- T TELL**: Tell your parent, carer or a trusted adult if someone or something makes you feel uncomfortable or worried, or if you or someone you know is being bullied online.

Find out more at Childnet's website ...

When?

- A calendar
- Set the starting date
- Set deadlines
- Note holidays in different countries
- Distribute the tasks accordingly
- Share it with your students



A PROJECT IDEA AND PLAN (2016-2017):

SEPTEMBER

1. INTRODUCE YOURSELF (TEACHERS PADLET)

- INTRODUCE YOURSELF (PUPILS PADLET)

- Back to school : collaborative digital product with images, texts, video about "Back to School" topic (e.g. a shared prez. Each School add their works)

2. MY SCHOOL

- MY IDEAL SCHOOL – JOINT SUGGESTIONS (LINOIT- WHAT CAN WE CHANGE) ,
ESSAYS, DRAWINGS....

3. INTERNATIONAL DAY OF LANGUAGES (POSTERS, PROVERBS)

– LIVE ON 29.9.2016 (TITANPAD – MAKE A SONG ABOUT US)

OCTOBER -NOVEMBER

4. BOOKS I LIKED (DESCRIBE A BOOK OR A STORY YOU HAVE READ,
ILLUSTRATE IT, MAKE A SHORT E-BOOK ABOUT IT TO RECOMMEND IT, WRITE A
SHORT MORAL OF THE STORY-PADLET , ACT OUT A PART OF IT...)

DECEMBER

5. COMPUTERS AND SOCIAL NETWORKING (SOCIALIZING AND FRIENDSHIP)

JANUARY-FEBRUARY

6. TRAVELLING (THE PLACE I VISITED , THE PLACE I WOULD LIKE TO VISIT)

MARCH -APRIL

7. MY TOWN AND COUNTRY (FIND OUT ABOUT PARTNERS COUNTRIES)


Results, Evaluation and Dissemination

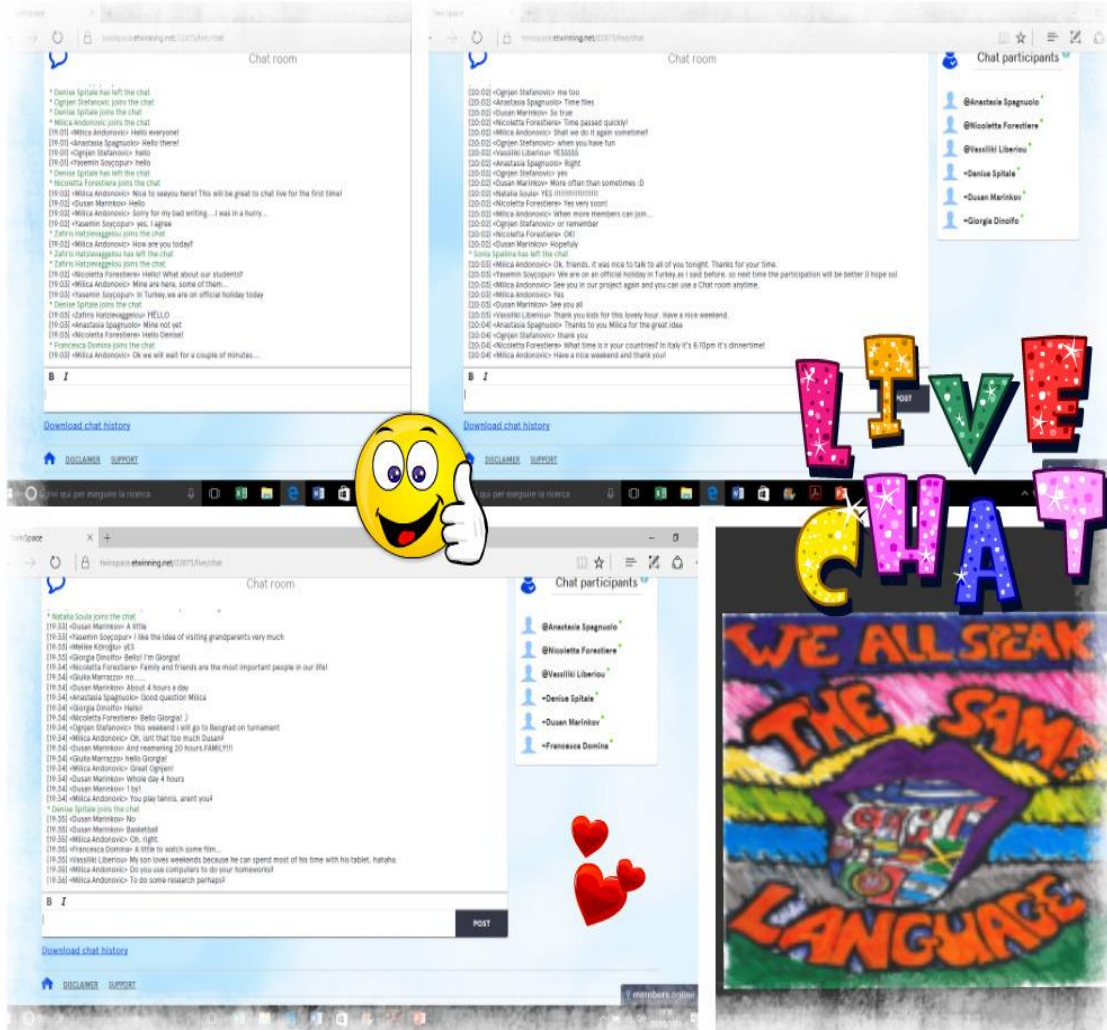
1. Impact

- What is the impact of the project on your students?
- Are the goals achieved and to what extend?

2. Results and Evaluation

- What worked and what didn't
- Involve parents, students and colleagues





Chat room participants list:

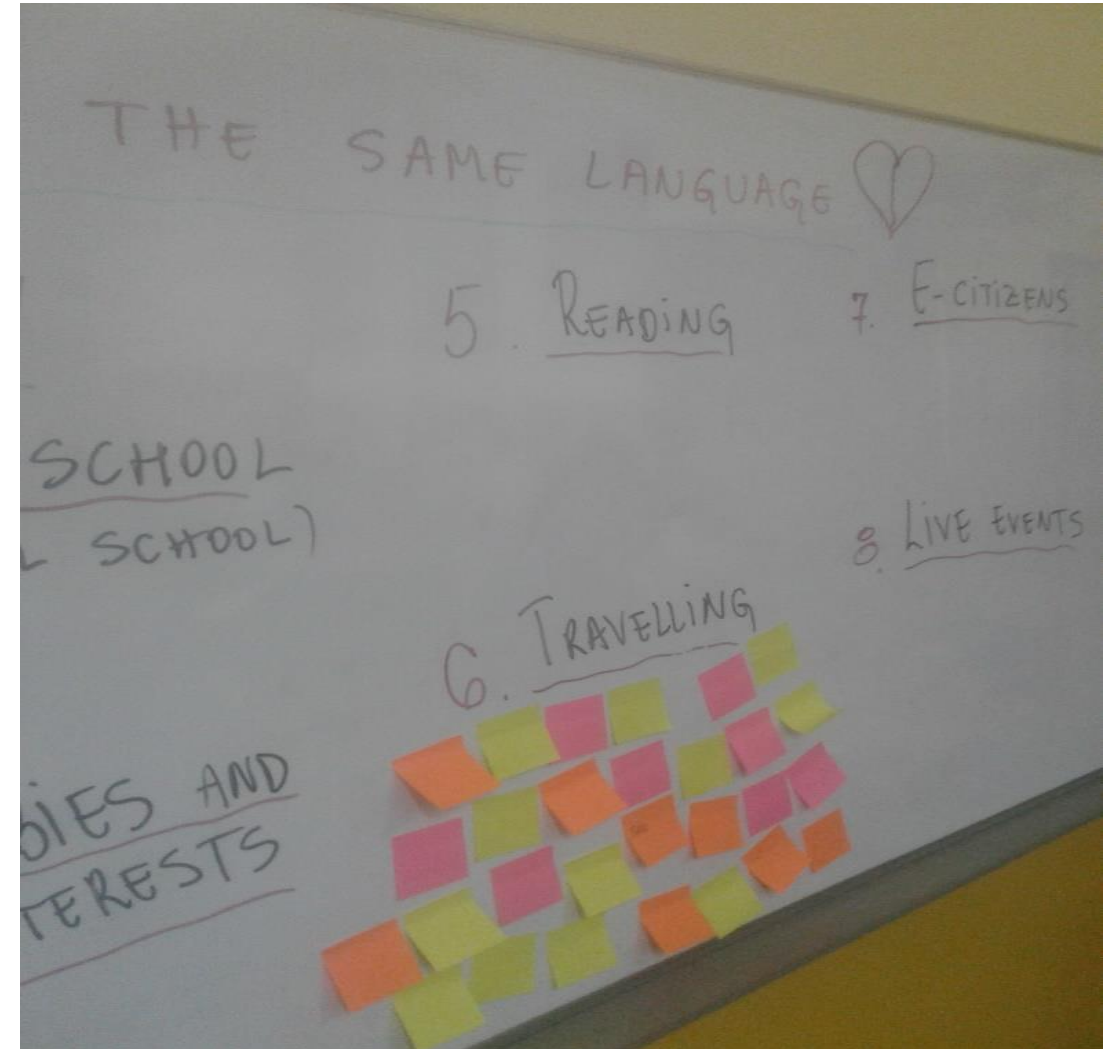
- @Anastasia Spagnuolo
- @Nicoletta Forestiere
- @Vasiliki Liberou
- @Denise Spilata
- @Susan Marinikou
- @Giorgia Dinolfo

Chat history includes messages from participants like Denise Spilata, Anastasia Spagnuolo, Nicoletta Forestiere, Vasiliki Liberou, Susan Marinikou, and Giorgia Dinolfo.

Large graphic text: **LOVE CHAT**

Graphic text: **WE ALL SPEAK THE SAME LANGUAGE**

Yellow smiley face icon pointing to the chat interface.



Dissemination

It is the process of making a project reach a wider audience

Why?

- To raise awareness
- To inform
- Engage
- Promote
- Make it sustainable

How to disseminate

- School boards
- Webpages
- Social media
- Local media
- Publications(booklets, calendars)
- Special events(exhibitions, meetings)



- Articles and dissemination in the media:



Profesorka Milica Andonović prisustvovala konferenciji prosvetnih radnika u Atini

Profesor engleskog jezika u OŠ "Vuk Karadžić" Milica Andonović od 26. do 29. oktobra boravila je u Atini u okviru realizacije dva projekta u kojima učestvuju učenici škole – "Healthy Body Healthy Mind" ("U zdravom telu zdrav duh") i "We All Speak the Same Language- online magazine"(" Svi govorimo istim jezikom") koji su predstavljeni na ovogodišnjoj konferenciji prosvetnih radnika u Grčkoj.

SERBIA

- Seminars and conferences where our project was presented:



- Presenting good practices to my colleagues at my school and locally:



ARSAKEIO HIGH SCHOOL OF THESSALONIKI GREECE

DISSEMINATION COLLAGE POSTER:



Before

- Plan

During

- Collaborate
- Share

After

- Evaluate
- Disseminate

thank
you!



eTwinning Türkiye



eTwinning Türkiye @tretwinning



tretwinning@gmail.com

etwinning.meb.gov.tr