



INTERNET SAFETY

A. HİLAL SAĞDIÇ
Educator of FATİH Project
NEVŞEHİR



Only
Those
in
1
Minute

Internet

Changing our World

A new and exclusive member of the family

A part of life

A unique source of information, a huge library

When we use it wisely, it opens many doors.

**A school, Bank branch, ticket sales office,
store**



I am a Digital Citizen!

When I'm at school,
I will use my
PERSONAL DEVICE
for **EDUCATIONAL**
PURPOSES only.

*I will only use the
assigned WIFI network
when I'm at school.

*I will keep my device
safe and secure at all
times.

I listen to my **GUT!**
I make sure that I am
SAFE & APPROPRIATE
when I am online.

*I will visit appropriate
websites that promote
learning and are for
educational purposes.

*I will follow Copyright Laws,
and will remember to cite the
sources I use for all my
projects.




I listen to my **HEAD!**
I will protect my
PRIVATE INFO and the
information of others.

*I will log out, and not share
my login or password with
others.

I listen to my **HEART!**
I **RESPECT** myself and
others when I am
online. I use kind
words, and remember
that my "digital
footprint" should not
harm others.

I **STAND UP** and say
"No!" to
CYBERBULLYING.
I will tell an adult if
someone is being
unkind or harmful.





Date: 03.09.07
Agency: Merkley+Partners
Client: AD Council
Product: Online Predators
Title: "Everyone Knows Your Name"
ISCI: ZMLY-7601
Length: :60
Audio: Stereo



Social media is becoming extremely attractive to our children .

Today's children think sociability is sharing something on the internet or receiving a like or retweet as a feedback.

The number of followers is an important factor .






THE RISKS OF INTERNET

- ✓ Pornography/child abuse
- ✓ Sharing personal knowledge
- ✓ Sexually explicit messages
- ✓ Phishing
- ✓ Cyber bullying
- ✓ Violence /hate / racism
- ✓ Online games and internet addiction
- ✓ Communication with foreigners
- ✓ Malware softwares

WEB SAFETY

NEVER NEVER NEVER
meet an on-line friend alone.



If you must meet an on-line friend make sure you are with a **trusted adult** in a **public place**.

YAHOO! SAFELY

UNPLUG AND CONNECT WITH YOUR WORLD
Reconnect with nature; see your friends.

SPREAD SMILES WHEN TEXTING
Teens send A LOT of texts; use them well.


INVEST IN YOUR ONLINE IMAGE.
Think before you post.

BE A GOOD SPORT WHEN ONLINE
If you wouldn't do it on the field, don't do it online.

TAKE ACTION AND REPORT BULLYING
Don't be a passive bystander.

YAHOO! Stay safer online (and have fun!)
<http://safely.yahoo.com/>

The infographic features a central computer monitor with a purple alien and a red devil icon. Dotted lines connect this monitor to six different tips. Each tip is enclosed in a colorful cloud or bubble shape. The background includes a blue sky with a sun, a globe, and a small alien. At the bottom, there's a scene with a red carpet, a stop sign, and a cityscape with a yellow banner that says "Don't be a passive bystander." The overall theme is promoting safe and responsible online behavior.



Stay safe online

Remember the 5 SMART rules when using the internet and mobile phones.

**S**

SAFE: Keep safe by being careful not to give out personal information – such as your full name, email address, phone number, home address, photos or school name – to people you are chatting with online.

**M**

MEET: Meeting someone you have only been in touch with online can be dangerous. Only do so with your parents' or carers' permission and even then only when they can be present.

**A**

ACCEPTING: Accepting emails, IM messages, or opening files, pictures or texts from people you don't know or trust can lead to problems – they may contain viruses or nasty messages!

**R**

RELIABLE: Information you find on the internet may not be true, or someone online may be lying about who they are. Make sure you check information before you believe it.

**T**

TELL: Tell your parent, carer or a trusted adult if someone or something makes you feel uncomfortable or worried, or if you or someone you know is being bullied online.



Find out more at [Childnet's website](#) ...

Let's list the important points for parents and teachers

- 1) Educate yourself first. Learn how to use internet
- 2) Use internet in your living room and limit the time
- 3) Tell the rules clearly
- 4) Warn your kids properly
- 5) Never block the communication
- 6) Pay attention to the games they play
- 7) Never overreact
- 8) Warn them for not to believe everthing online
- 9) Warn them not to share your personal info



**Let's apply the things we have learnt so far on eTwinning.
How can we use eTwinning more safely ?**



PROFILES



- Make sure that you send the right message to right person.
- While looking for a partner be sure that he/she is suitable for your eTwinning project.(especially about the student age)
- Do not ever and never send the same message to many people.

PERSONAL DATA



- In forums or on your wall ,do not share your private knowledge (example: e-mails, address, telephone etc....).
- If you want to give your personal knowledge, use the mail box in eTwinning .

PHOTOS



- Before uploading a photo check the copyright rules .
- Be careful while you are uploading the photograph of your students. (have permission from their families)

ADVERTISE



- Do not use advertisement unless they are related with your Project.

PROJECT DIARY



- This is the blog of your project.
- This blog gives you to tell whole of the other users what you are doing at your Project.
- In this part do not share your student photos! Use twinspace for uploading photos because you need some permission for this area. Make your profiles private.

THANK YOU FOR LISTENNING